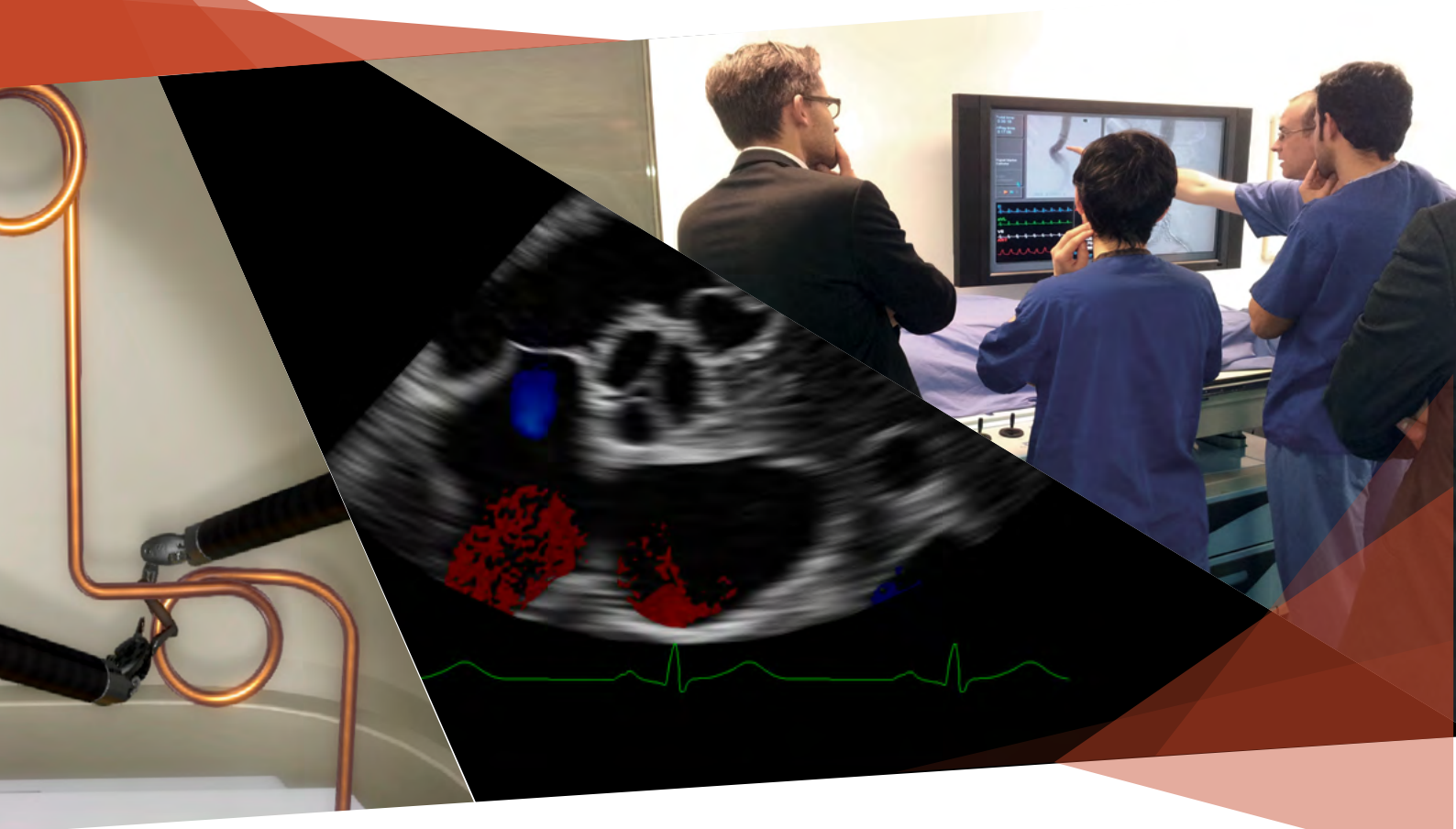


Simbionix™ Medical Training Simulators





LAP Mentor™

Validated laparoscopic simulator of choice used by leading training centers worldwide. Its multidisciplinary training curriculum enables novice or experienced surgeons to practice laparoscopic skills and suturing through basic and advanced procedures on a robust ergonomic platform with tactile feedback.



LAP Mentor Express

The portable desktop unit provides an excellent non-haptic, cost effective laparoscopic training solution.



RobotiX Mentor™

Unmatched robotics education for surgeons of all levels of expertise to efficiently and effectively practice the skills required to perform robotic surgery.

Basic task modules provide the optimal learning environment to develop the necessary skills, while clinical procedure simulation modules enable surgeons and residents in training to experience partial and entire robotic procedures and to support training programs in incorporating procedure training in the robotic surgery curriculum.

TEAM TRAINING - The RobotiX Mentor and LAP Mentor Express can be combined for team training. This allows the surgical assistant to collaborate with the robotic surgeon in practice, as in real procedures.



U/S Mentor™

A multidisciplinary high-end simulator for the training of ultrasound-related examinations and interventions. The system combines complex ultrasound images with user-customized virtual patients to best prepare trainees for systematic scanning and informed diagnosis.



3D Systems' simulators offer clinicians the most realistic hands-on training experience at no patient risk.

GI-BRONCH Mentor™

The GI-BRONCH Mentor is an innovative platform combining the GI Mentor and the BRONCH Mentor to provide the most advanced virtual reality training for GI Endoscopy and Flexible Bronchoscopy.



GI Mentor™

Evidence-based training tool for realistic practice of over 120 cases using actual scopes. Comprehensive curriculum covers the entire range from basic to advanced procedures including ERCP and EUS. Captured objectives support competence assessment, and leading societies use the GI Mentor for training and evaluation.



GI Mentor Express

A portable simulator for basic GI Endoscopy training.



BRONCH Mentor™

A comprehensive training solution for flexible bronchoscopy. This realistic training environment helps gain hands-on proficiency using an actual bronchoscope.

The BRONCH Mentor includes the widest content of diagnostic, therapeutic and emergency cases, featured in an unrestricted patient environment where clinical discretion and performance are demonstrated and assessed.

BRONCH Express

A portable desktop simulator, co-developed with CHEST (the American College of Chest Physicians).



PELVIC Mentor™

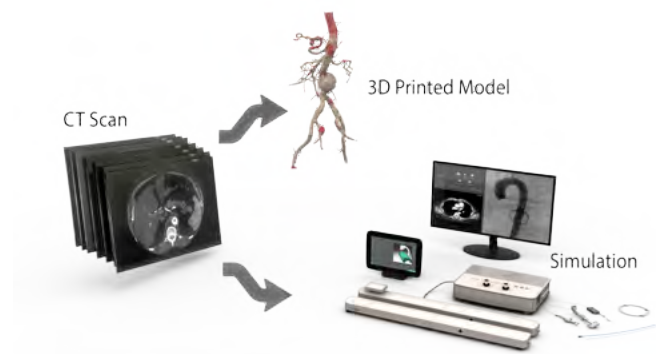
Designed to allow clinicians the ability to obtain detailed hands-on knowledge of pelvic anatomy and to acquire the comprehensive skills required to perform pelvic exams. The realistic mannequin provides learners and educators with the ability to identify anatomy, conduct an exam and receive feedback.



PROcedure Rehearsal Studio™

This innovative technology takes planning and training for endovascular procedures to a whole new level.

It is used to create a patient specific 3D virtual or printed anatomical model based on a CT scan, which the physician can use to evaluate and practice surgical treatment options.



ANGIO Mentor™

A comprehensive hands-on training tool for learners of all levels across all endovascular disciplines. The ANGIO Mentor family of products includes simulated education solutions that range from a true-to-life environment to a portable carry-on system. This provides more realistic, high fidelity training opportunities than any other simulator, including fluoroscopy and echocardiography modalities.



URO Mentor™

The leading VR training simulator for diagnostic and therapeutic endourology procedures. Provides a unique opportunity to work with a variety of scopes, tools and visual images on a true-to-life system.

PERC Mentor™

The ideal training tool to practice percutaneous puncturing skills. The system provides hands-on training for learning how to obtain percutaneous renal access under fluoroscopic guidance using an authentic needle.



ARTHRO Mentor™

VR arthroscopy training simulator to reduce the learning curve and enhance the acquisition of basic skills through complex surgical procedures. The system provides a teaching protocol comprised of training modules allowing trainees interactive hands-on practice for knee, shoulder and hip procedures.



HYST Mentor™

A comprehensive training curriculum for diagnostic and therapeutic hysteroscopy. Includes didactic tutorials, realistic hands-on experience and objective feedback.

TURP Mentor™

A comprehensive educational solution for Transurethral Resection of the Prostate (TURP) procedures, Transurethral Resection of Bladder Tumors (TURB) and BPH treatment. Includes didactic tutorials, hands-on training and debriefing reports.

Single Case Report

Client Administrator: Laparoscopic Basic Skills Module Task 3: Eye-Hand Coordination Session: 10 / 12 10/03/20

Proficient: Total Score: **88%** Non consecutive: 1 of 1 Attempts: 12 Proficiency established

| Metric | Result | Score |
|--|----------|-------|
| Benchmarks | | |
| Total time | 00:01:09 | 4.31 |
| Total Number of touched balls | 10 Balls | 5.00 |
| Economy of movement - right instrument (%) | 66.2 % | 4.16 |
| Economy of movement - left instrument (%) | 61.3 % | 4.03 |
| Accuracy rate - touched targets (%) | 100.0 % | 5.00 |
| Raw Data | | |
| Economy Parameters | | |
| Safety Parameters | | |
| Time Measurement | | |
| Occured Parameters | | |



MentorLearn™


OPTIMAL SOLUTION FOR TRAINING MANAGEMENT

MentorLearn is a curricula management system for 3D Systems simulators. It is web-based and easy-to-use with extensive educational content.

The system allows you to:

- Perform registration and administration tasks.
- Integrate a multi-disciplinary surgical skills curriculum.
- Access aggregated performance data from all simulation training.
- Update and service systems remotely.


The extensive curriculum includes ready-to-use simulator based courses.



Administration of Users




Curriculum Design



Preparation Online Learning



Hands-On Simulation Training



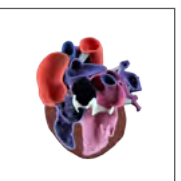
Simulation Debriefing

3D Printing for Healthcare

As the world progresses towards personalized medicine and treatment, 3D Systems has re-imagined the future of medicine.

The company provides the most advanced and comprehensive 3D design-to manufacturing capabilities.

Products includes printers, a selection of fine detailed anatomical printed models in various materials, and a service to print patient-specific models derived from your patient's scans for training and pre-surgical planning.



Request a demo or more information at healthcare@3dsystems.com



"What makes a simulator great? A surgeon should be able to work with instruments in an environment that feels just like that of working on a real patient. There should not be the feeling of a game or artificial environment. Only 3D Systems (formerly Simbionix) has worked closely with physicians to develop a continuous improvement of a simulated environment."

Jeffrey Ponsky, MD
Cleveland, OH

3D Printing: Empowering Your Creativity

Chuck Hull, 3D Systems' Founder and Chief Technology Officer, invented Stereolithography 30 years ago. Innovation continues with seven print engines and more than 100 materials ranging from high-precision plastics to advanced metals. Precision healthcare applications include patient-specific anatomical models, instrumentation, surgical guides and implants.

Healthcare Solutions

A pioneer in 3D printing, training simulators, surgical planning and personalized medical technologies, 3D Systems is dedicated to helping medical professionals train for, plan, practice and perform complex medical procedures and achieve better patient outcomes.

©2016 by 3D Systems, Inc. All rights reserved. Specifications subject to change without notice.
3D Systems, the 3D Systems logo are registered trademarks.



3D Systems

5381 South Alkire Circle
Littleton, CO 80127 USA
Tel +1-720-643-1001
healthcare@3dsystems.com

Grauwmeer 14, Leuven
Belgium
Tel +32-1694-6400
info.leuven@3dsystems.com



3 Golan Street (Golan Building)
Airport City, 7019900 Israel
Tel +972-3-911-4444
healthcare@3dsystems.com